

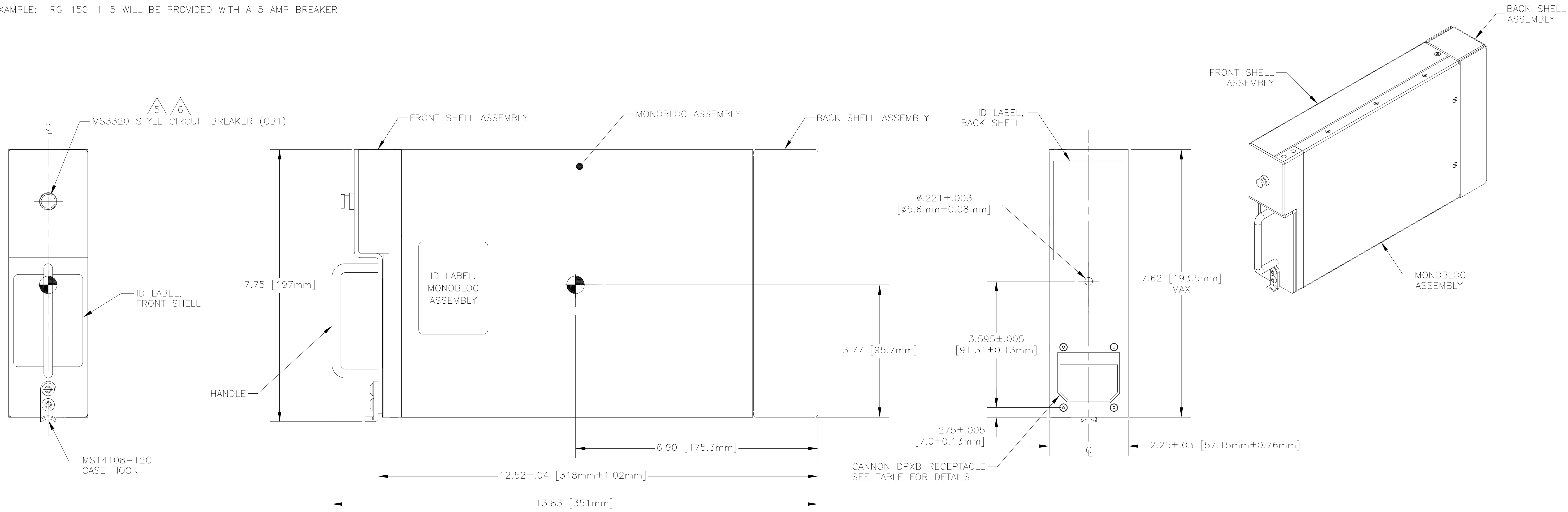
NOTES: UNLESS OTHERWISE SPECIFIED

1. MANUFACTURED AND INSPECTED IAW AS9100 QUALITY SYSTEM REQUIREMENTS.
2. SEE DRAWING NUMBER CB-00420 AND PROCEDURE P-1000 FOR ASSEMBLY AND TEST INSTRUCTION. PROCEDURES AND ASSEMBLY DRAWINGS ARE FOR INTERNAL USE ONLY.
3. BATTERIES ARE RATED IAW INTERNATIONAL ELECTROTECHNICAL COMMISSION STANDARD 60952-1 AND RTCA STANDARD DO-293A, UNLESS OTHERWISE NOTED.
4. CASE SIZE: ARINC 404, 1/4 ATR SHORT

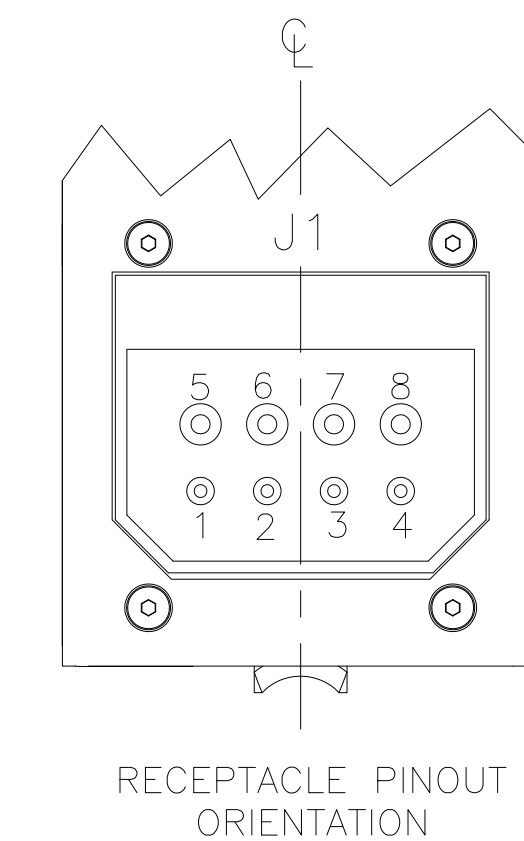
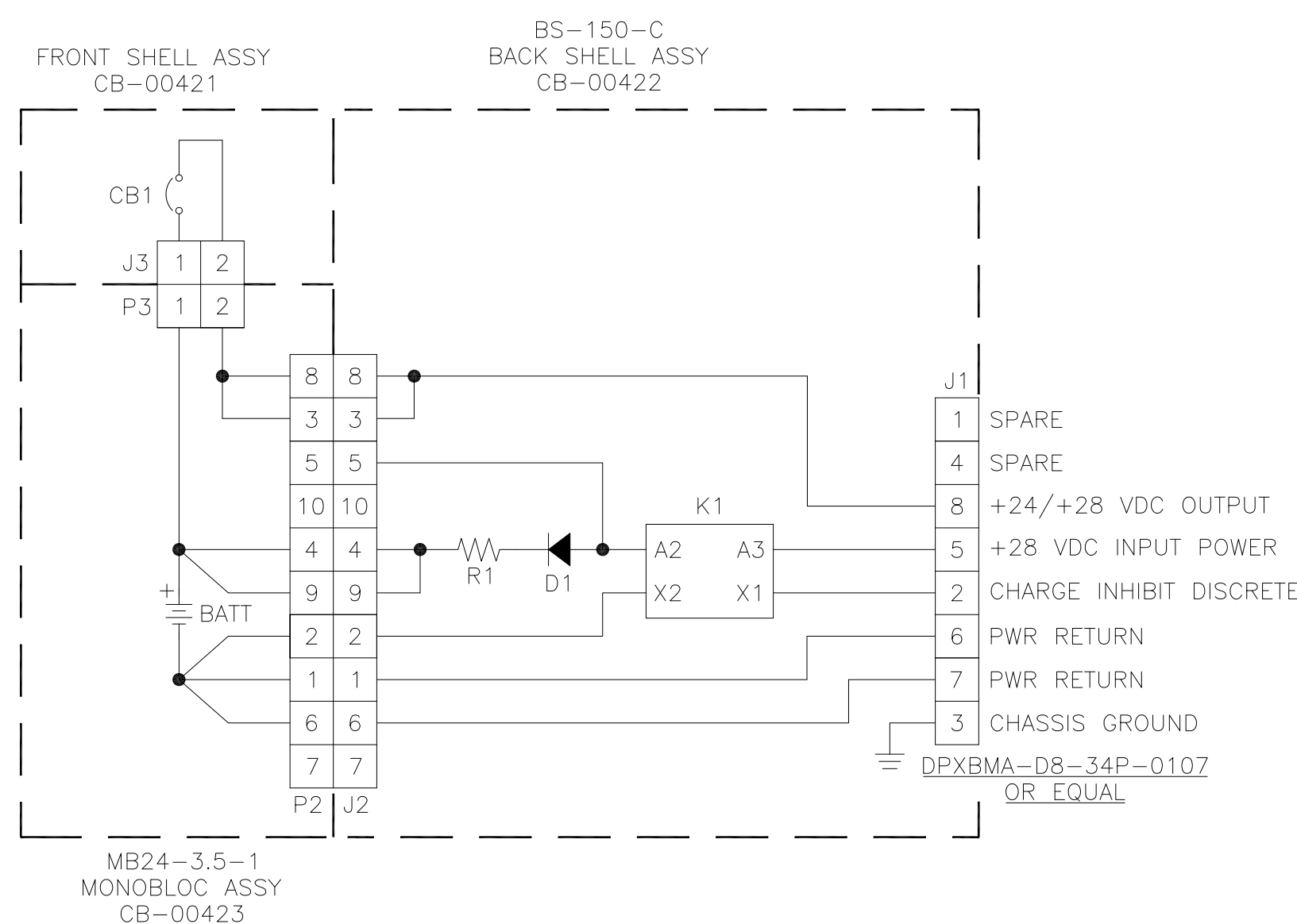
- 6 OUTPUT CIRCUIT BREAKER CURRENT RATINGS AVAILABLE: 1, 2, 2.5, 3, 4, 5, 7.5, 10, 15, 20, 25 AMPS
- 7 RECEPTACLE J1 WILL BE FACTORY KEYED TO INDEX CODE 07 IAW ARINC SPECIFICATION 404, UNLESS OTHERWISE SPECIFIED. RE-KEYING OF THIS RECEPTACLE IN THE FIELD TO MATE WITH AIRCRAFT REQUIREMENTS IS PERMITTED.

- 5 BATTERY PART NUMBER DESCRIPTION: RG-150-1[-Y]  
 -Y= OUTPUT CIRCUIT BREAKER RATING, -5=5 AMP, -10=10 AMP, ETC  
 EXAMPLE: RG-150-1-5 WILL BE PROVIDED WITH A 5 AMP BREAKER

REVISIONS			
REV	DESCRIPTION	DATE	APPROVED
A	NOTE 3: UPDATED STANDARD	10/1/15	PH
B	REV TO SHOW REAR HLDN HOLE	1/14/16	PH



BATTERY PART NUMBER	RG-150-1[-Y]
MONOBLOC ASSY PART NO.	MB24-3.5-1
BACK SHELL ASSY PART NO.	BS-150-C
MAXIMUM WEIGHT	14.0 LBS [6.4 KG]
RATED CAPACITY, C <sub>1</sub>	3.5 AH
CAPACITY, -18°C (0°F)	3.0 AH
CAPACITY, -30°C (-22°F)	2.0 AH
INPUT	28 VDC NOM
MAXIMUM INRUSH CURRENT	19.5 AMPS
RECEPTACLE (J1)	DPXBMA-D8-34P-0107 OR EQUAL
INTERNAL DC HEATER	NONE



ENVELOPE DRAWING

QTY REQD	CAGE CODE	PART OR IDENTIFYING NO.	NOMENCLATURE OR DESCRIPTION	MATERIAL SPECIFICATION	ITEM NO.
PARTS LIST					
UNLESS OTHERWISE SPECIFIED DIMENSIONS ARE IN INCHES TOLERANCES ARE:			CONTRACT NO.		
FRACTIONS DECIMALS ANGLES			2009 SAN BERNARDINO RD, W. COVINA, CA 91790		
±1/32 .XX ±.06 ±1'			TITLE		
.XXX ±.030			BATTERY, VRSLA, 24 VOLT, RG-150-1[-Y] SERIES		
TREATMENT	NONE	CHECKED	AMIII	DATE	1/18/11
FINISH	NONE	APPROVED	JBT	DATE	1/18/11
SIMILAR TO	ACT WT	CALC WT	ISSUED	BJ	1/18/16
SCALE		NONE		SHEET 1 OF 1	