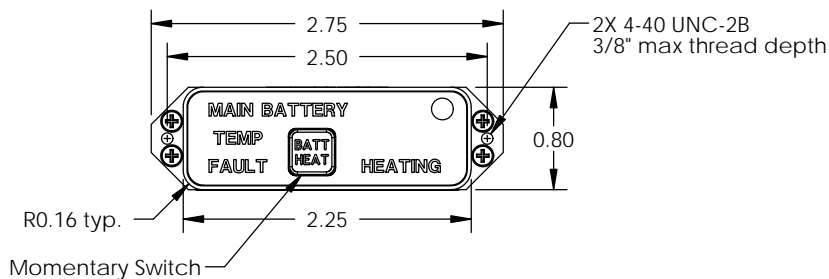
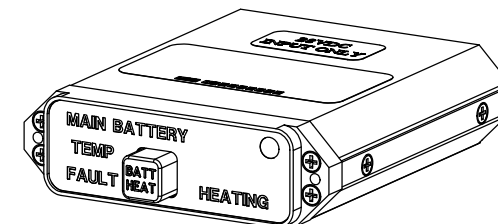
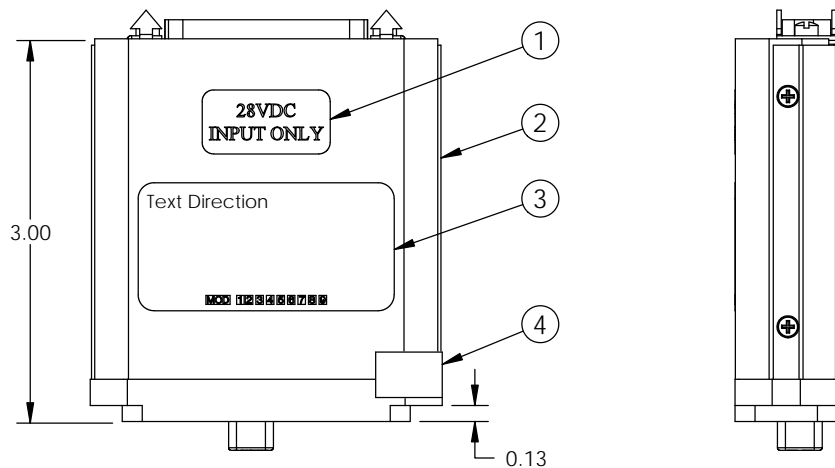


Configuration

Dash #

Revision

ECO	Rev.	Description	Date	Approved
	A	Production release.	05/28/15	MKN/WVC



Connector Pinout

Pin #	Description	Pin #	Description
1	Pin1 of RTD1	14	Pin2 of RTD1
2	Pin2 of RTD2	15	Battery Maint High
3	Input from Pin2 of RTD2	16	Battery OK High
4	Battery Fail High	17	Battery OK Low
5	Output to Pin1 of RTD1	18	Battery Fail Low
6	Isolated Ground	19	Battery Maint Low
7	Heater Enable	20	Battery Enable
8	Overheat Warning Low	21	Reserved
9	Overheat Warning High	22	Reserved
10	External Switch (Battery/Heater)	23	Reserved
11	Reserved	24	Ground
12	Battery 28 VDC	25	Ground
13	Avionics Bus 28 VDC		

Specifications	
Power Input	28 VDC, 0.15 Amps
Lighting	LEDs; 28 VDC input
Dimming	Automatic
Weight	0.26 lbs
Qualificaion Tests	RTCA DO-160G Env. Cat. (F2)(S2)BB[R(BB1)U(G)]XXXXXX(Y(ZXX)AZ [ZC(X)][TT]M[A3G3L3]XXAX
Temperature	-55 °C to 70 °C
Altitude	0 to +55,000 Ft.
Connector	MD25M5R40V30
Mating Connector	RD25S10JVLO
Color	Bezel: Black TEMP Annunciation: Red FAULT Annunciation: Amber HEATING Annunciation: White Button: Backlit White

Note:

UNLESS OTHERWISE SPECIFIED, ALL DIMENSIONS ARE IN INCHES.
TOLERANCE:
FRACTIONAL=±1/64
.XX=±0.015
.XXX=±0.005
.XXXX=±0.002
ANGULAR=±0.5°
CONCENTRICITY: 0.005 TIR
BREAK ALL SHARP EDGES
THREADS PER MIL-S-7742

DRAWN:
MKN
05/02/2014

APPROVED:
Sch
09/18/2014

This document discloses proprietary information of Mid-Continent Instrument Co., Inc. It may be reproduced or disclosed only with written permission of Mid-Continent Instrument Co. and is not to be used in any way detrimental to the interests of Mid-Continent Instrument Co., Inc.

TITLE:
Annunciator, Battery, TB44

SCALE: 2:3

DO NOT SCALE THIS DRAWING



PART NUMBER:

MD41-1844

SHEET: 1 of 1

Item	Qty	Part Number	Description
1	1	7016942	Decal, 28VDC for MD41
2	1	9018181-2	Assy, Annunciator Control Unit, MD41-1817
3	1	9018183	Nameplate, Annunciator, Battery
4	1	6018956	Decal, Warranty