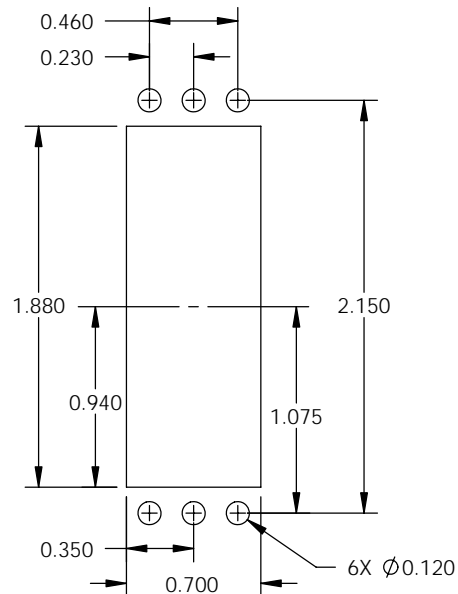
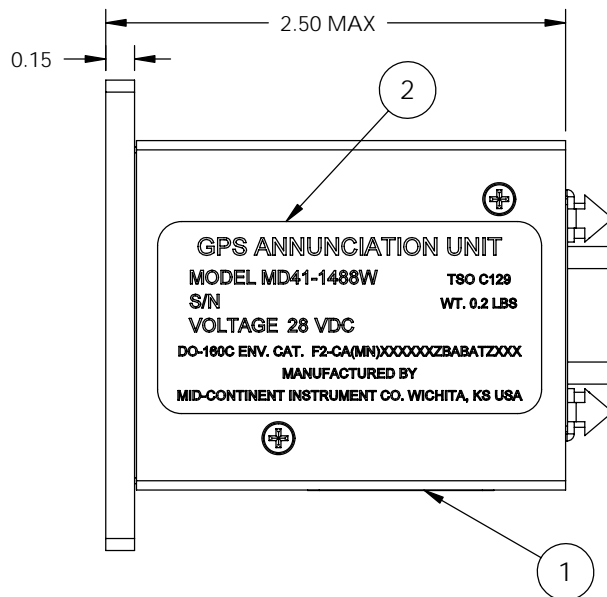
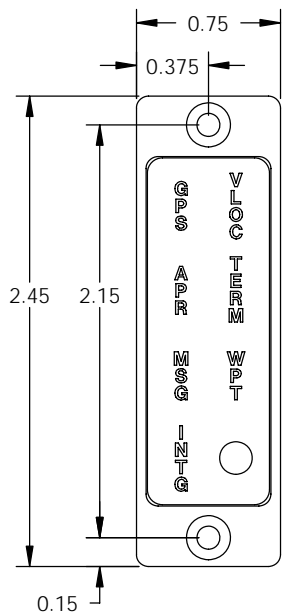


Configuration

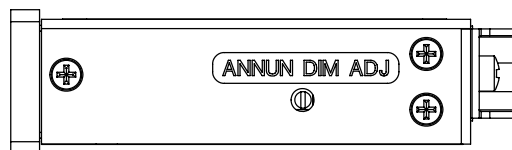
Dash #

Revision

ECO	Rev.	Description	Date	Approved
	A	Production Release.	4/27/07	MCH/BAW



Panel Cutout



Specifications

Power Input	28 VDC 0.25 Amps
Lighting	Incandescent Bulbs
Weight	0.2 lbs
Qualification Tests	FAATSO C129
	RTCA DO-160C, DO-208 Env. Cat.F2-CA(MN)XXXXXXZBABATZXXX
Temperature	-55°C to 70 °C
Altitude	0 to +55,000 Ft.
Connector	ODD15M400V30
Mating Connector	DD15F10JVL0
Color	Bezel: Black
	VLOC Annunciation: White
	GPS and APR Annunciations: Green
	WPT, MSG, INTG Annunciations: Amber

Connector Pinout

Pin #		Pin #	
1	INTG Annun.	9	Reserv ed
2	WPT Annun.	10	Lamp Test
3	MSG Annun.	11	Reserv ed
4	TERM Annun.	12	Reserv ed
5	28VDC Power	13	Reserv ed
6	APR Annun.	14	Reserv ed
7	VLOC Annun.	15	Ground
8	GPS Annun.		

Item	Qty	Part Number	Description
1	1	9016476-2	Assy, MD41-1498W
2	1	8018822	Nameplate
3	1	9016480	Installation Kit

UNLESS OTHERWISE SPECIFIED, ALL DIMENSIONS ARE IN INCHES.
TOLERANCE:
FRACTIONAL=±1/64
.XX=±0.015
.XXX=±0.005
.XXXX=±0.002
ANGULAR=±0.5°
CONCENTRICITY: 0.005 TIR
BREAK ALL SHARP EDGES
THREADS PER MIL-S-7742

DRAWN:
M. Hawks
4/24/2007

APPROVED:
BAW
4/27/2007

This document discloses proprietary information of Mid-Continent Instrument Co. It may be reproduced or disclosed only with written permission of Mid-Continent Instrument Co. and is not to be used in any way detrimental to the interests of Mid-Continent Instrument Co.



**MID-CONTINENT
INSTRUMENTS**

TITLE:
GPS WAAS Annunciation Unit

PART NUMBER:
MD41-1498W

SCALE: 1:1

DO NOT SCALE THIS DRAWING

SHEET: 1 of 1